


REV	A	APPLICATION			REVISIONS		
		PRODUCT LINE	REV	DESCRIPTION	DATE	APPROVED	APPROVED
SH	1	C-5000	A	Initial Release per DCA W6330	08-08-07	Jay Jensen	L. Evans
DWG. NO.	150-042385						

THIS DOCUMENT CONTAINS PROPRIETARY INFORMATION OF WULFSBERG ELECTRONICS, A CHELTON GROUP COMPANY, NEITHER RECEIPT NOR POSSESSION THEREOF CONFERS ANY RIGHT TO REPRODUCE OR USE, OR DISCLOSE, IN WHOLE OR IN PART, ANY SUCH INFORMATION WITHOUT WRITTEN AUTHORIZATION FROM WULFSBERG ELECTRONICS

		 <b>Wulfsberg Electronics</b> <i>A Chelton Group Company</i>				
APPROVALS				DATE		
DRAWN	Leslie Evans	8/2/07	<b>TITLE:</b> <b>SERVICE NOTIFICATON, WSN C-5000-18</b> <b>REDUCE SPACE BETWEEN REAR MATING CONNECTORS TO IMPROVE CONDUCTIVITY</b>			
CHECKED	Jay Jensen	8/2/07				
PRODUCT MANAGER						
ENGINEER	Jay Jensen	8/8/07	SIZE	CAGE CODE	DWG NO.	REV
ISSUED	Leslie Evans	8/8/07	A	1B7G3	150-042385	A
<b>Typed signatures indicate approval. Handwritten signature approval of this document is on file at Wulfsberg Electronics, Prescott, Arizona.</b>			SCALE: NONE		DO NOT SCALE DRAWING	



**Wulfsberg Electronics**  
A Chelton Group Company

## SERVICE NOTIFICATION

**EQUIPMENT: C-5000**

**DATE: August 8, 2007**

**SERVICE NOTIFICATION NUMBER: WSN C-5000-18**

**Revision A**

### **EFFECTIVITY**

PN 31300-XXXX-XXXX

### **REASON**

Variance in washer use and jackscrew/spacer depths can prevent mating connectors from seating completely on C-5000 rear connector P500, 501, 502, and/or P503.

### **DESCRIPTION**

Inspect each C-5000 rear connector while mating to the interconnect harness for proper seating (Ref Figure 1).

If washers are present and the gap exceeds the distance between mating connectors the washers may be removed to reduce the potential for vibration to cause intermittent conductivity between mating connectors.

Note: Loctite is present on the jackscrew/spacer hardware.

Note: Jackscrews should be tightened to 5 in/lbs upon replacement.

### **COMPLIANCE**

As required.



### **APPROVAL**

This modification does not affect the original approval.

### **REFERENCES**

C-5000 Maintenance Manual, P/N 150-040127 or 150-041629 as applicable.

Figure 1A and B



Inspect for gap between connectors